



# CAREWare Reporting

“A critical component of a comprehensive strategy to improve outcomes is to create an environment that encourages organizations to identify errors, evaluate causes and take appropriate actions to improve performance in the future.”

To Err Is Human (Institute of Medicine Report, 1999)

## Why Reporting Matters?

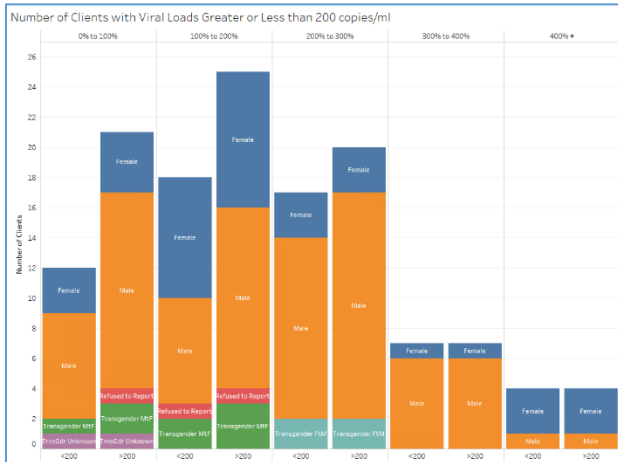
Through reporting it is possible to learn from past situations and improve processes to reduce the risk of harm to patients. Effective Reporting will allow Ryan White Providers and agencies to synthesize and analyze client data across disparate sources, allowing you to narrow the focus of your reports from communities and produce valuable analysis.



\*Lifia Reporting Sample Ryan White Core Measures Dashboard

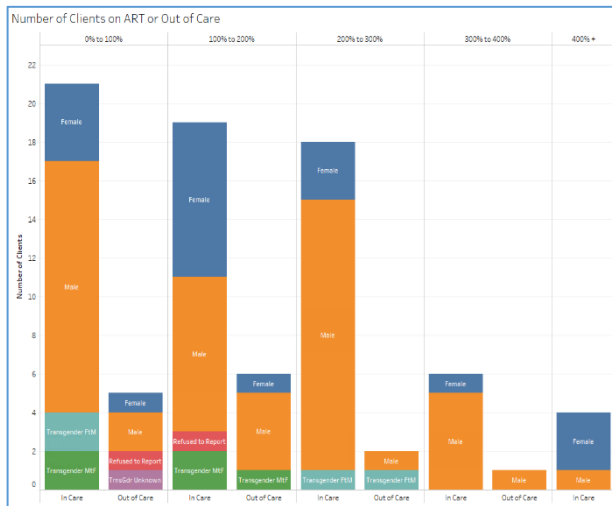
## Reporting Examples

By integrating information from CAREWare with other data sources, such as HIV surveillance (eHARS) or Medicaid Management Information Systems (MMIS) into Core Quality Reports you can make a positive impact in many aspects of your program management.



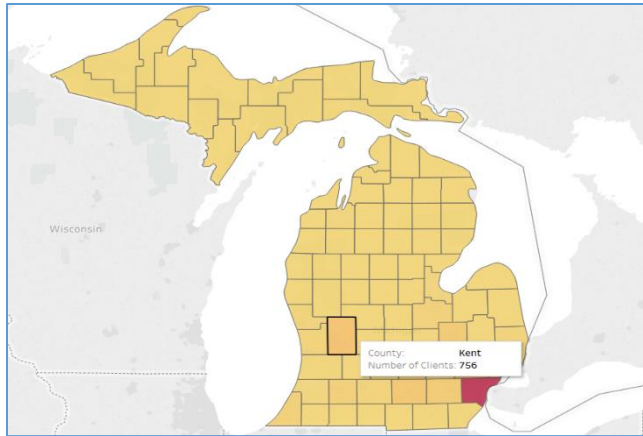
### Viral Load Suppression

As one of the four core measures, and a part of the Ryan White Performance Measures Dashboard, you will be able to view the number of clients with viral loads greater than or less than 200. You can explore and breakdown the data by demographic and financial characteristics.



### Clients Out of Care

Another one of the core measures, this report shows you the Clients who have a significant gap in care. You will quickly understand demographic characteristics and go deeper to see which Clients are not in regular care and how financial characteristics correlate with large gaps in care.



### Mapping Capabilities

Plug your data into a map, increasing your programs planning, managing and reporting capabilities.

## Energize your data

A.J. Boggs' presents Lifia Reporting, your gateway to improve CAREWare data analysis. With our tool, you will be able to segment data, examine intersectionality, generate reports quickly and intuitively, make data-based decisions and produce effective mapping stories.

Lifia Reporting will display your data in clear and instructive ways therefore increasing the quality of your services to meet targets for financial and clinical outcomes while reducing the stress of complying with reporting requirements.

With various subscription and customizable options, Lifia Reporting offers performance dashboards and reports with real-time access to service data segmented by funding source, services, and client characteristics, among others.

To learn more please contact us at:

517-347-1100 or [juan.loaiza@ajboggs.com](mailto:juan.loaiza@ajboggs.com)